


JUNE 2022



KIDS LAND NURSERY



Phone: 0503222033

Landline: 037677611

Email: kidsland.nursery@gmail.com

ADDRESS

Kids Land Nursery

P.O Box 1720,


Al Ain, UAE



[kidslandalain](#)



[kidsland_nursery](#)






TABLE OF CONTENTS

| | |
|---------------------------|----|
| Letter from Principal | 3 |
| Space | 4 |
| Space Discovery Trip | 5 |
| Graduation: Photo Session | 6 |
| Closing Ceremony | 7 |
| Letters | 8 |
| Circle | 9 |
| Gallery | 10 |








LETTER FROM THE PRINCIPAL


A new month is upon us! We will be talking about space! It is a beautiful thing for our children to use their imagination to describe what the space is filled with. We also have a special event for our children that is about space.

I am happy and sad at the same time that our children had grown up and they will leave us! I wish them all the success in their future.







SPACE




We look forward to this month because it is a really enjoyable experience for our children to learn about space. We introduce them to many things such as rockets, astronauts, planets, and more!

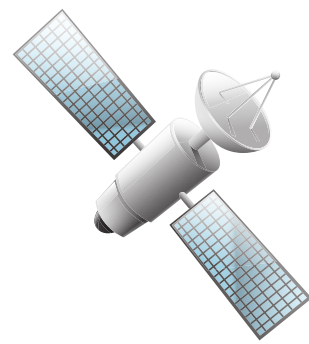
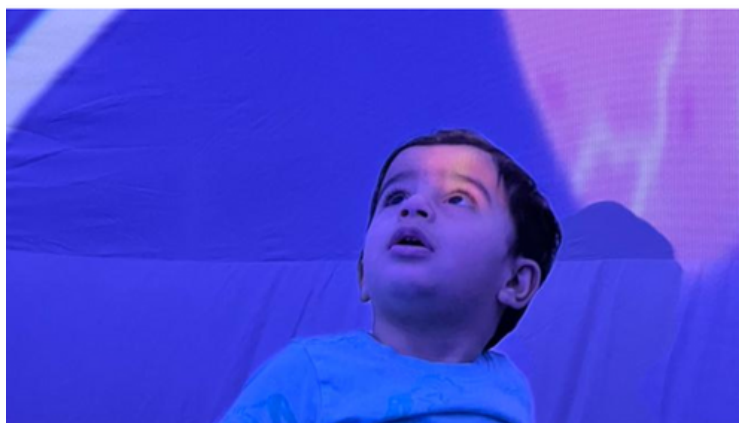




Space Discovery Trip




We arranged an event for our children to learn more about space through a 3D Cinematic experience. Our children had a blast!





Graduation Photo Session



We had a beautiful day with our graduation photo session with our children, we had fun! We added music for our children to feel celebrated on their important day.





Closing Ceremony

CLASS OF
2022

At the closing ceremony, We played our favorite songs and music and danced to them. We also celebrated because our children are all grown up and will attend school. We are proud of them and grateful to have them in our lives.



CLASS OF
2022





LETTERS



Our children learn the letters Z- X with Arabic letters such as **ي - و**. We give our children lots of examples to be able to memorize and distinguish between the letters such as exercise, coloring, pictures, and toys.







Circle





This month we focused on the shape of the Circle. We used planets to show our children what the circle looks like in 3D as well as in 2D to help them to recognize the shape. We did the coloring, drawing, and matchmaking.





GALLERY



For more photos please check our Snapchat

