

December 2021



KIDS LAND NURSERY



Phone: 0503222033
Landline: 037677611
Email: info@kidslandnursery.com

ADDRESS
Kids Land Nursery
P.O Box 1720,
Al Ain, UAE



[kidslandalain](#)



[kidsland_nursery](#)





TABLE OF CONTEXT



Letter from Principal	3
My Favorite Animal	4
Pajamas Day	5
Winter Day	6
Animals	7
Letters	8
Numbers	9
Triangle and blue	10
Cute Babies	11
Gallery	12






LETTER FROM THE PRINCIPAL

December is here and it's my favorite month because it's a month filled with decorations and love. Also, it's almost the end of 2021 and I wish that 2022 will be better. Merry Christmas and Happy New Year!





MY FAVORITE ANIMAL



On Sunday 19th, we talk about our favorite animal. Also, our children got to wear their favorite animal uniforms. Each of the children chooses different types of animals which makes the children unique!






PAJAMAS DAY!




we got to wear pajamas instead of casual clothes on the 23rd of December! We did lots of activities, we learn more about sleeping etiquette, and what we should do before sleeping. We read bedtime stories and watch videos related to eating healthy food and brushing our teeth.






WINTER DAY




On Thursday 30th we talked about how the weather changes in winter, such as storms, rain, and snow. Our children wore winter attire for our day. We played outside and we learned about winter clothes and why we should wear them in winter.







ANIMALS



The theme of this month is about Animals. We teach our children what they eat, how they live and where they live. Also, we imitate the movement of the animals to make our children distinguish between different types of animals. It is a fun learning process, we use toys, pictures, and music to let them memorize each type of animal.






LETTERS



Our children learn the letters E, H, and R with Arabic letters such as ة - ر - ذ. We give our children lots of examples to be able to memorize and distinguish between the letters such as exercise, pictures, and toys.



9

NUMBERS

5

For the numbers section, we did a revision for all the numbers from 1 to 10. We are delighted that our children memorized all the numbers clearly.



3

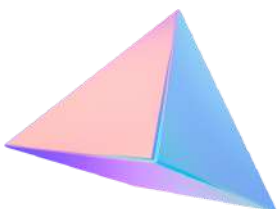
10



TRIANGLE AND BLUE



This month we introduce our children to the triangle shape, we gave them many forms and shapes of what a triangle can look like. As for the color, we teach them about the color blue!





CUTE BABIES



Before we end our newsletter, we want to share pictures of our cute and lovely babies. They bring joy and love to our nursery.





GALLERY



for more photos please check our Snapchat
and Parent app

